



Royal
Glass



Ward

Glass Balustrade System



*Completely-frameless look achieved using laminated glass

Ward is a modern solution that combines style and practicality. This system is designed to make your space look great while keeping things simple and safe. No need to worry about water and debris gathering around – the glass are lifted, letting them escape easily. The glass balustrade system can be top-mounted or side-mounted.

1 Choose your glass configuration



Toughened Glass **SAFE**

Toughened glass have greater strength and safety features than float glass, allowing the glass to break with dull edges.

Interlinking rail and gap clamps may be required*



Laminated Glass **SAFER**


Laminated glass have EVA films between 2 or more layers of toughened glass creating a single panel, guaranteeing that if the glass shatters, it remains bonded together.



SentryGlas™ **SAFEST**

SentryGlas™ have interlayers in the glass that is significantly stronger and stiffer than traditional laminates, ensuring minimal deflection in case of glass breakage.

2 Choose your glass type




Standard

Has a slight green tint from standard glass attributes



Low-Iron

Provides a clearer and more transparent view



Frosted


Gives superior privacy and security



Tinted

Minimises sun exposure and provides privacy

Your balustrades may consist of the following hardware fixings:



A Interlinking Rail




B Glass Clamp



C Rail Joiner



D Wall Clamp



Would you like guidance on the most suitable option for your property? Our team is ready to assist you.

Give us a call at **0800 769 254** or send us an email at info@royalglass.co.nz

3 Choose your fixing colour






Visit www.royalglass.co.nz to learn more

Royal
Glass 

Balustrades • Pool Fences • Partitions • Splashbacks • Mirrors • Showers

 11E Paul Matthews Road
Rosedale, Auckland

 0800 769 254

 info@royalglass.co.nz